

Mobile App User Guide Claims Process

HealthEquity|WageWorks is dedicated to providing you with a safe, secure and dependable EZ Receipt mobile service. The EZ Receipts mobile app is a convenient way to submit claims, and view account information.

New User Registration

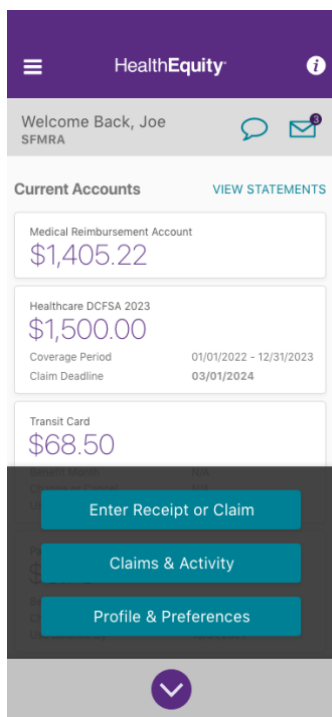
- New users must first register on the website. Please visit <https://participant.wageworks.com/sfmra> and select Register to create your username and password.
- Once your web registration is complete, return to the mobile app and log in with your credentials.

To submit a claim using the EZ Receipts mobile app you will first need to download the free app from either the Google Play Store or Apple App Store.

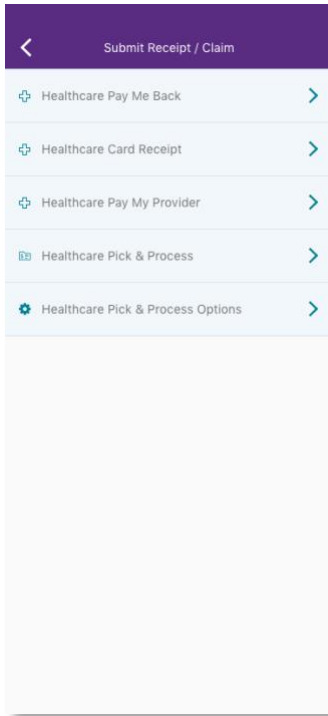
Once the app is downloaded, you will use your credentials to access your account.

Filing a claim using the EZ Receipts mobile app

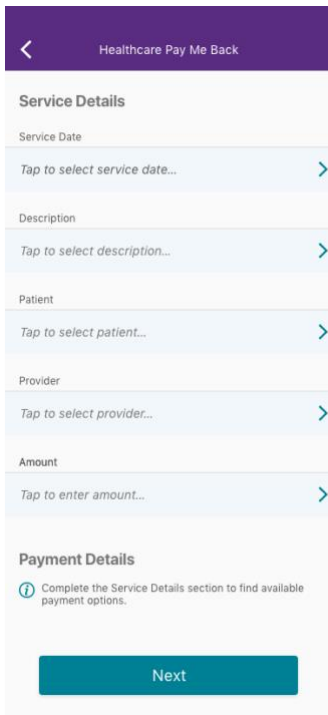
1. Log in to your HealthEquity|WageWorks account via the EZ Receipts® mobile app

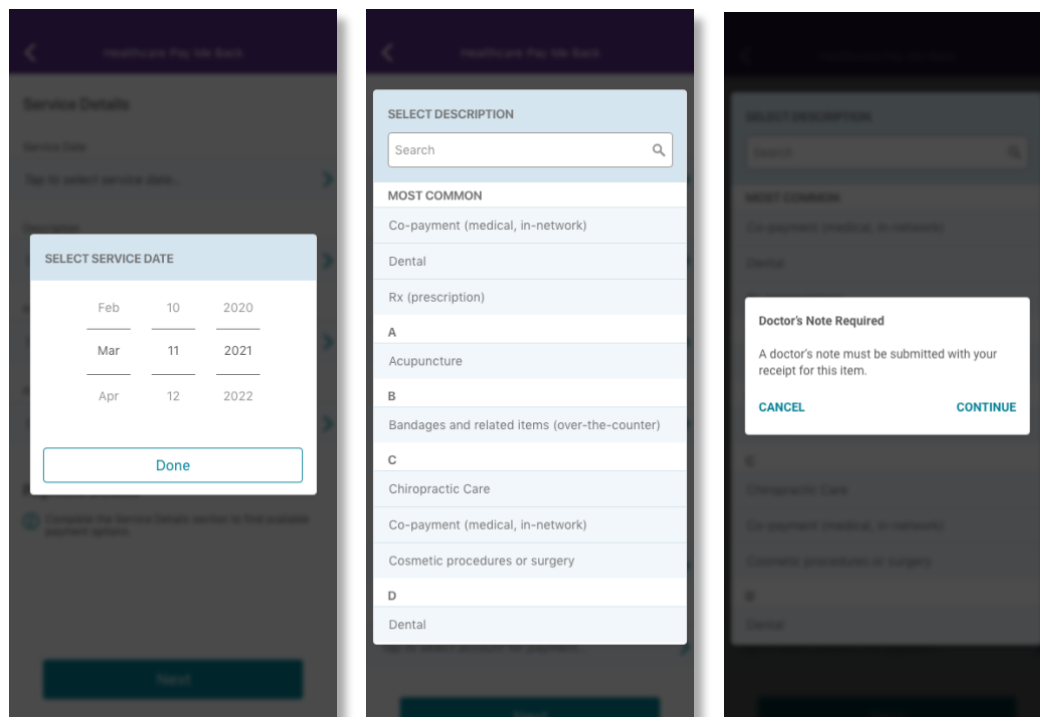


2. Click on 'Submit New Receipt' and then 'Health Care Claim'



3. Follow the prompts to take and send photos of your proof of premium and payment





Questions?

If you have any questions about using the EZ Receipts mobile app, our HealthEquity|WageWorks Member Services team is available 24/7 to help you with the process or to answer any account questions you have.

Give us a call at 866.697.6078.